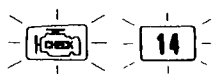


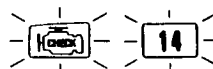
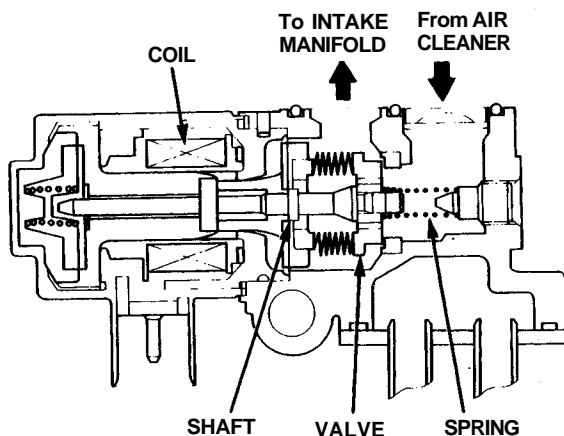
# Idle Control System

## Troubleshooting Flowchart — Idle Air Control (IAC) Valve



The Malfunction Indicator Lamp (MIL) indicates Diagnostic Trouble Code (DTC) 14: A problem in the Idle Air Control (IAC) Valve circuit.

The IAC Valve changes the amount of air bypassing the throttle body in response to a current signal from the ECM or PCM in order to maintain the proper idle speed.



- The MIL has been reported on.
- With service check connector jumped (see page 11-34), code 14 is indicated.

Do the ECM or PCM Reset Procedure (see page 11-35).

Start the engine.

Is the MIL on and does it indicate code 14?

NO

Hold the engine at 3,000 rpm with no load (A/T in **N** or **P** position, M/T in neutral) until the radiator fan comes on, then let it idle.

YES

Disconnect the 2P connector from the IAC valve.

(To page 11-85)

With the engine running and the accelerator pedal released, disconnect the 2P connector from the IAC valve.

Is there a reduction in engine speed?

YES

Intermittent failure, system is OK at this time (test driving may be necessary). Check for poor connections or loose wires at C356 (located at right shock tower), C116 (IAC valve) and ECM or PCM.

NO

Substitute a known-good IAC valve and retest. If symptom goes away, replace the original IAC valve.

